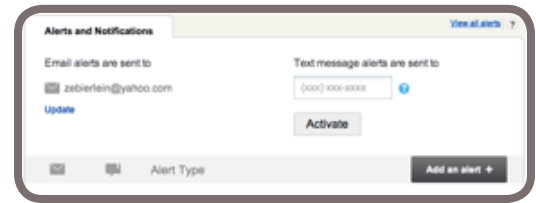


Setting Up Email & Text Alerts

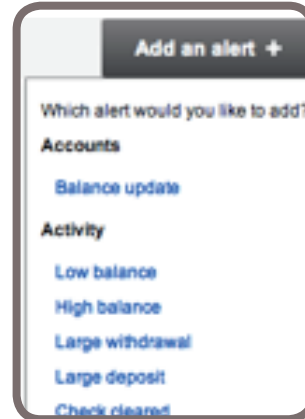
5

Click to **Add an Alert** button.



6

Select an option from the drop menu. We'll demonstrate the **Low Balance** alert, under Activity.




7

Select the account you would like the alert set up for from the drop menu. Enter an amount in the **If balance falls below** field.

Check the box next to your preferred delivery option.

Click **Save**.



Optional

Click Add a **personal message** and enter the message of your choice.

Learn **HOW** you want, **WHEN** you want at blog.ConsumersCU.org