

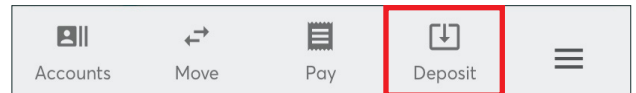


# Mobile Check Deposit

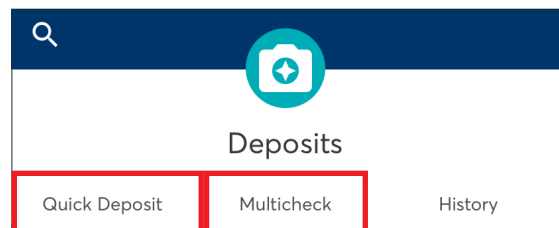
Have one or more checks you need to deposit? You can deposit your check(s) into your checking or savings account using Mobile Check Deposit with the Mobile App on your smartphone or tablet.

**Note:** The funds will be deposited no later than the end of the next business day.

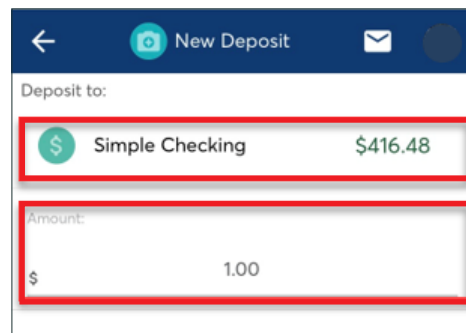
1. Tap **Deposit** from the home screen on your mobile device.



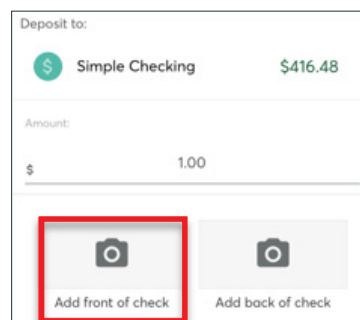
2. Tap **Quick Deposit** for one check. To deposit multiple checks, tap **Multicheck Deposit**.



3. Select **which account** you would like to deposit to from the drop-down menu of available accounts, and type in the **amount** of the check.



4. To take an image of the front of the check, tap **Add front of check**.





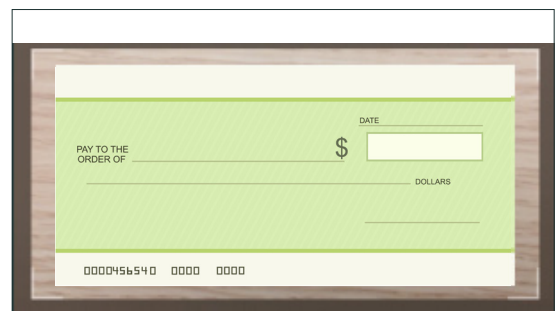
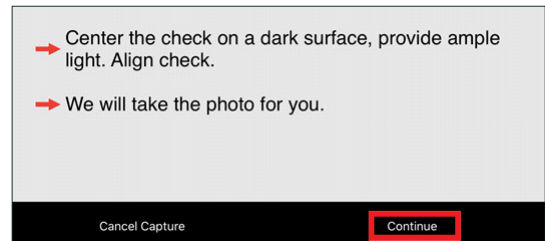
## Mobile Check Deposit (cont.)

5.

The app will attempt to automatically take the photo for you. Click **Continue** and turn your phone sideways.

**Important:** Be sure to sign the back of the check and write "For Mobile Deposit" to ensure you don't deposit the same check twice.

**Note:** If the auto capture is unsuccessful, you will be prompted to manually take a photo. Make sure you have the check lined up and all edges of the check fit within the box. Then tap the screen.

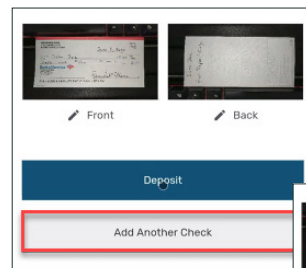


6.

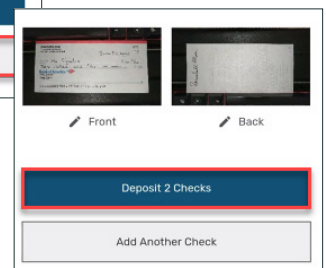
After you have successfully taken an image of the front and the back of the check, complete the transaction by tapping **Deposit**.

If you are depositing multiple checks, tap **Add Another Check** and repeat the process for each additional check you have. After each new check is added, you'll receive an option to add another check or deposit the checks into your account.

**Note:** The funds will be deposited no later than the end of the next business day.



Multicheck view





# Mobile Check Deposit (cont.)

## Common Questions

---

The app will flag any potential issues prior to submitting. If this is the case, you'll be prompted to edit the deposit, remove the deposit or submit anyway. If there are no issues, click **Submit**.

Reasons you may be prompted to re-capture a check image can include the following:

- No endorsement
- Folded or torn corners of the check
- Image not legible
- Amounts do not match
- Routing or account number unclear
- No camera on your device
- Image is too dark
- Access to the account is denied

## Funds Availability

---

Upon eligibility,\* up to \$1,500 may be available after deposit approval. The remaining funds are typically available after a two business day hold.\*\*

You can deposit up to \$10,000 per day. If you need to deposit more than \$10,000, please visit an office or ATM. It is recommended to keep the physical check for 30 days, then shred.

\*Inquire with a member service representative for eligibility details.

\*\*You will receive notification if extended reviews are required.